

**CENTRALIZED JUNCTION**

110005919

**FUSIBLE LINK**

No.	Circuit	Housing color	Rated capacity (A)
1	ABS circuit (hydraulic unit power source)	Yellow	60
2	ABS circuit (control unit power source)*1	Light blue*1	20*1
3	—	—	—
4	Junction block (Multi-purpose fuse No. 1, 6, 14, 16, 17 and 19) and A/C circuit	Yellow	60
5	Generator circuit	Blue	100
6	MFI circuit	Light blue	20
7	Ignition switch circuit	Green	40
8	—	—	—
9	Defogger circuit	Pink	30
10	Power window circuit, Power seat circuit*2	Pink	30
11	—	—	—
12	Condenser fan motor circuit	Pink	30
13	Generator, headlight and tail light circuit	Green	40

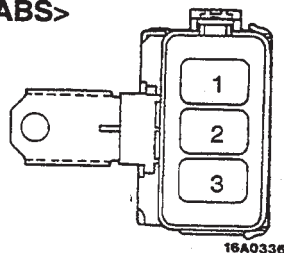
**NOTE**

\*1: Up to 1993 models

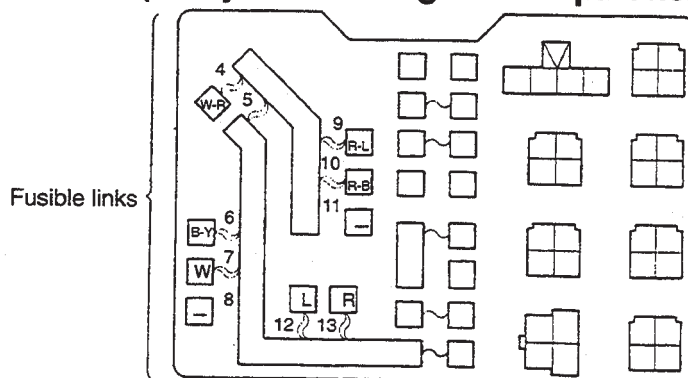
\*2: 1994 models and after

**(Connected directly to battery positive terminal)**

**<Vehicles with ABS>**



**(Relay box in engine compartment)**



16E0410  
00002782

**TSB Revision**

**DEDICATED FUSE**

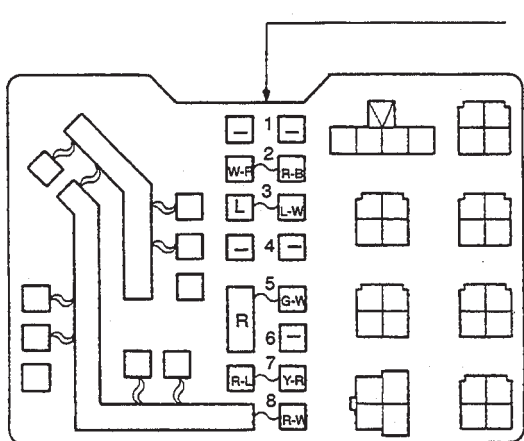
110005920

Power supply circuit	No.	Rated capacity (A)	Housing color	Circuit
—	1	—	—	—
Battery	2	10	Red	A/C compressor circuit
Battery	3	25	Transparent	Condenser fan motor circuit
—	4	—	—	—
Tail light relay (battery)	5	10	Red	Tail light circuit
—	6	—	—	—
Headlight relay (battery)	7	10	Red	Upper beam indicator circuit
Battery	8	10	Red	Hazard light circuit
Ignition switch (ACC)	9	15	Blue	Sunroof circuit

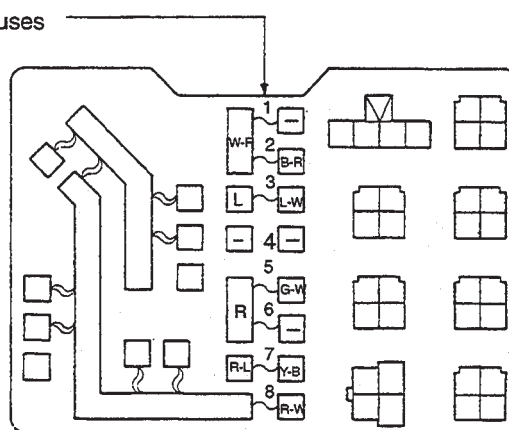
**(Relay box in engine compartment)**

<Up to 1993 models>

<1994 models and after>



16E0410

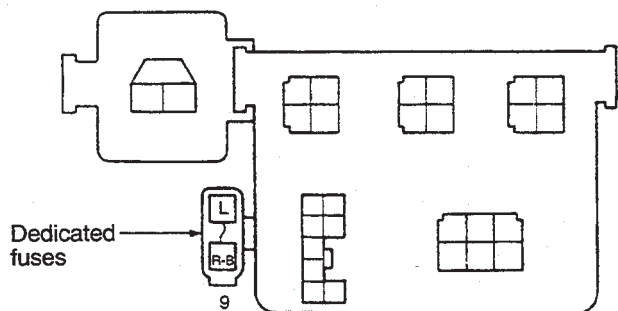


16E0550

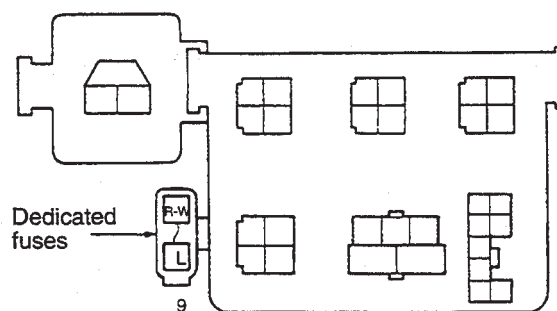
**(Relay box in passenger compartment)**

<Up to 1993 models>

<1994 models and after>



16E0409



16E0586  
00002783

MULTI-PURPOSE FUSES

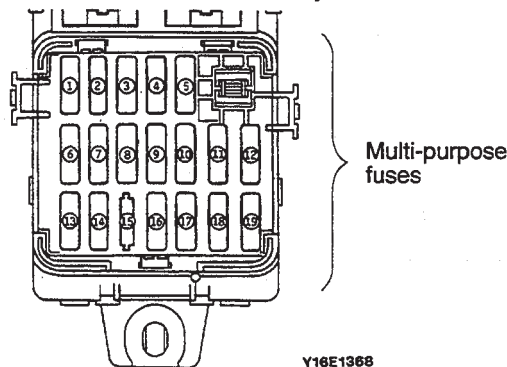
110005921

Power supply circuit		No.	Rated capacity (A)	Load circuit
Battery		1	20	—
Ignition switch	(IG2)	2	10*2	ELC-4 A/T control module*2, Cruise control unit*2
		3	10	Blower motor relay, Headlight washer relay, Defogger relay, Car telephone*1
	(ACC)	4	10	Radio, Clock, Accessory socket relay, Cruise control unit*2, Data link connector*2
		5	15	Remote controlled mirror, Cigarette lighter, Accessory socket relay*1
	Battery		6	15
Ignition switch	(IG2)	7	10	Overdrive relay, Variable shock absorber control unit, 4WD indicator control unit, ABS power relay*1, ABS control unit*2, Combination meter*2
		8	10	Power window relay
	(ACC)	9	15	Wiper, Washer, Sunroof
		10	10	Horn, Cruise control unit*1
	(IG1)	11	10	Combination meter, Multi-meter, Motor antenna control unit, Buzzer assembly
		12	10	Turn-signal light, Hazard light, SRS diagnosis unit
Battery		13	10	—
		14	15	Accessory socket
		15	—	—
		16	25	Blower motor
		17	15	Stop light
Ignition switch (IG1)		18	10	Back-up light, Rear differential lock control unit
Battery		19	10	Engine control module, Dome light, Reading light, Cargo space light, Combination meter, Clock, Door lock relay, Radio, Cruise control unit, Car telephone*1, ELC-4A/T control module*2, Ignition key hole illumination light timer*2.

NOTE

- (1) \*1: Up to 1993 models
- (2) \*2: 1994 models and after

(In junction block)



Y16E1368

**CENTRALIZED RELAY**

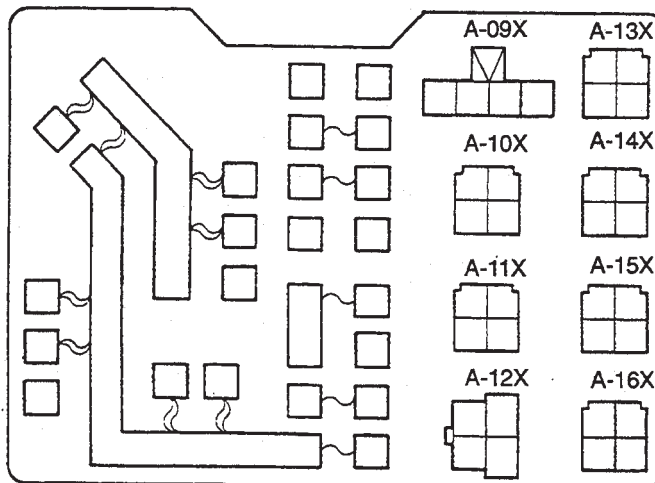
110005921

Classification		Name	Classification		Name
Relay box in engine compartment	A-09X	IOD or storage connector	Relay box in passenger compartment	C-70X	Overdrive relay
	A-10X	Headlight relay		C-71X	—
	A-11X	—		C-72X	Power window relay
	A-12X	Generator relay		C-73X	Door lock relay* <sup>1</sup>
	A-13X	—		C-73X-1	Defogger relay* <sup>2</sup>
	A-14X	Tail light relay		C-74X	Rear intermittent wiper relay
	A-15X	Condenser fan motor relay		C-75X	Turn and hazard flasher unit
	A-16X	A/C compressor clutch relay			

**NOTE**

- (1) \*1: Up to 1993 models
- (2) \*2: 1994 models and after

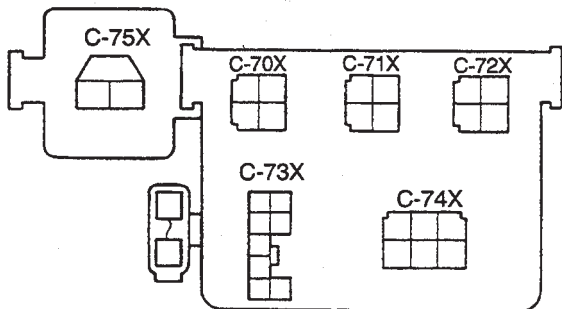
**(Relay box in engine compartment)**



16E0410

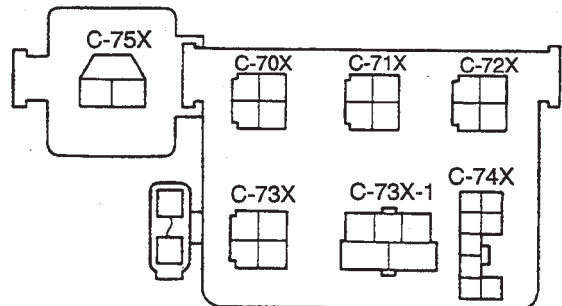
**(Relay box in passenger compartment)**

<Up to 1993 models>



16E0409

<1994 models and after>



16E0586  
00002784