www.WorkshopManuals.co.uk

Normal condition:

Accelerator pedal	Continuity
Step on	None
Release	Yes

3. Replace APS if it is inoperative.

   NOTE
   Make an adjustment on APS after replacement.(Refer to P.13C-42.)

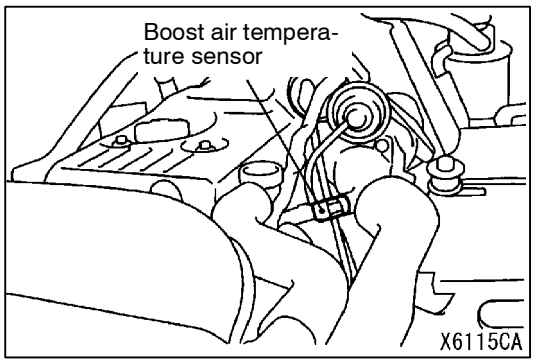

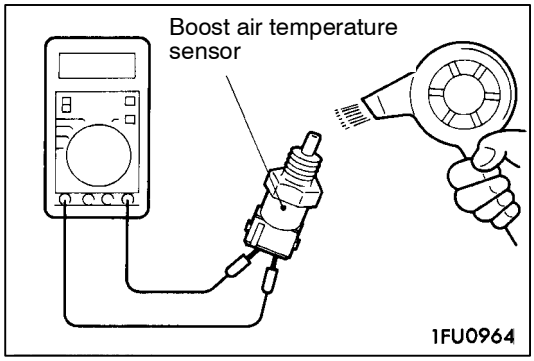

BOOST AIR TEMPERATURE SENSOR (INTAKE AIR TEMPERATURE SENSOR) CHECK

1. Remove the boost air temperature sensor.
2. Measure the resistance at the boost air temperature sensor connector terminal.

   Standard value:
   2.3 - 2.9 kΩ (at 20°C)
   0.3 - 0.39 kΩ (at 80°C)

3. Measure the resistance at the sensor part being warmed up by a hair dryer.

   Normal condition:

Temperature (°C)	Resistance value (kΩ)
Rising	Become smaller

4. If the resistance is not within the range of the standard value or does not change at all, replace the boost air temperature sensor.

   NOTE
   Replace the gasket as well.

5. Tighten the boost air temperature sensor to the specified torque.

   Tightening torque: 15 ± 1 N·m



ENGINE COOLANT TEMPERATURE SENSOR CHECK

1. Remove the engine coolant temperature sensor.

Purchased from www.WorkshopManuals.co.uk